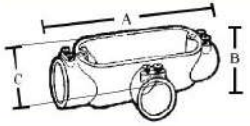
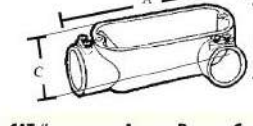
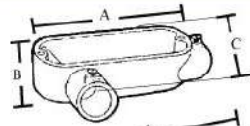


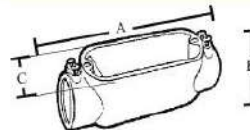
CAT#	A	B	C
ELB1	4.295	2.150	1.330
ELB2	5.090	2.430	1.540
ELB3	5.915	2.765	1.740
ELB4	7.894	3.665	2.490
ELB5	7.894	3.665	2.490
ELB6	10.134	4.275	3.100
ELB7	12.500	5.437	4.450
ELB8	12.500	5.657	4.450
ELB9	15.500	6.922	5.500
ELB10	15.500	6.922	5.500



CAT#	A	B	C
ET1	4.720	1.370	2.030
ET2	5.570	1.625	2.335
ET3	6.460	1.900	2.705
ET4	8.528	2.770	3.630
ET5	8.528	2.770	3.630
ET6	10.831	3.335	3.980
ET7	13.500	4.060	5.825
ET8	13.50	4.685	5.825
ET9	15.937	5.450	7.060
ET10	15.937	5.450	7.060



CAT#	A	B	C
ELR1/ELL1	4.295	1.370	2.030
ELR2/ELL2	5.090	1.625	2.330
ELR3/ELL3	5.915	1.900	2.650
ELR4/ELL4	7.894	2.770	3.385
ELR5/ELL5	7.894	2.770	3.385
ELR6/ELL6	10.134	3.335	3.810
ELR7/ELL7	12.500	5.437	4.450
ELR8/ELL8	12.500	5.657	4.450
ELR9/ELL9	15.500	6.922	5.500
ELR10/ELL10	15.500	6.922	5.500



CAT#	A	B	C
EC1	4.720	1.370	1.330
EC2	5.570	1.625	1.540
EC3	6.460	1.900	1.740
EC4	8.528	2.770	2.490
EC5	8.528	2.770	2.490
EC6	10.831	3.335	3.100
EC7	13.00	4.063	5.709
EC8	12.50	4.682	5.506
EC9	15.50	5.452	6.171
EC10	15.50	5.452	6.171

CONDUIT BODIES

EMT SET SCREW TYPE

COPPER FREE ALUMINUM

TOPAZ CAT #	UPC#	SIZE	UNIT CTN	SHIP CASE	WT/ CASE
EMT LB TYPE					
ELB1	20470	1/2"	10	100	28
ELB2	20480	3/4"	10	50	19
ELB3	20490	1"	5	25	20
ELB4	20500	1 1/4"	2	10	13
ELB5	20510	1 1/2"	2	10	14
ELB6	20520	2"	1	5	13
ELB7	20530	2 1/2"	—	1	6
ELB8	20540	3"	—	1	6
ELB9	20550	3 1/2"	—	1	8
ELB10	20560	4"	—	1	8

EMT T TYPE					
ET1	20690	1/2"	10	100	32
ET2	20700	3/4"	10	50	30
ET3	20710	1"	5	25	15
ET4	20720	1 1/4"	2	10	17
ET5	20730	1 1/2"	2	10	19
ET6	20740	2"	—	2	5
ET7	20781	2 1/2"	—	1	7
ET8	20782	3"	—	1	7
ET9	20783	3 1/2"	—	1	9
ET10	20784	4"	—	1	9

EMT LR TYPE					
ELR1	20630	1/2"	10	100	30
ELR2	20640	3/4"	10	50	24
ELR3	20650	1"	5	25	16
ELR4	20660	1 1/4"	2	10	14
ELR5	20670	1 1/2"	2	10	17
ELR6	20680	2"	1	5	14
ELR7	20681	2 1/2"	—	1	6
ELR8	20682	3"	—	1	6
ELR9	20683	3 1/2"	—	1	8
ELR10	20684	4"	—	1	8

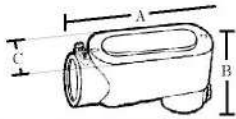
EMT LL TYPE					
ELL1	20570	1/2"	10	100	30
ELL2	20580	3/4"	10	50	23
ELL3	20590	1"	5	25	18
ELL4	20600	1 1/4"	2	10	14
ELL5	20610	1 1/2"	2	10	16
ELL6	20620	2"	1	5	14
ELL7	20621	2 1/2"	—	1	6
ELL8	20622	3"	—	1	6
ELL9	20623	3 1/2"	—	1	8
ELL10	20624	4"	—	1	8

EMT C TYPE					
EC1	20410	1/2"	10	100	24
EC2	20420	3/4"	10	50	21
EC3	20430	1"	5	25	25
EC4	20440	1 1/4"	2	10	15
EC5	20450	1 1/2"	2	10	17
EC6	20460	2"	1	5	13
EC7	20461	2 1/2"	—	1	6
EC8	20462	3"	—	1	7
EC9	20463	3 1/2"	—	1	8
EC10	20464	4"	—	1	8

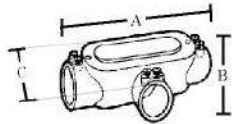


CONDUIT BODIES WITH COVERS & GASKETS

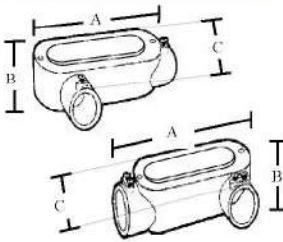
EMT SET SCREW TYPE



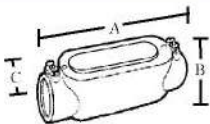
CAT#	A	B	C
ELB1CG	4.295	2.150	1.330
ELB2CG	5.090	2.430	1.540
ELB3CG	5.915	2.765	1.740
ELB4CG	7.894	3.665	2.490
ELB5CG	7.894	3.665	2.490
ELB6CG	10.134	4.275	3.100
ELB7CG	12.500	5.437	4.450
ELB8CG	12.500	5.657	4.450
ELB9CG	15.500	6.922	5.500
ELB10CG	15.500	6.922	5.500



CAT#	A	B	C
ET1CG	4.720	1.370	2.030
ET2CG	5.570	1.625	2.335
ET3CG	6.460	1.900	2.705
ET4CG	8.528	2.770	3.630
ET5CG	8.528	2.770	3.630
ET6CG	10.831	3.335	3.980
ET7CG	13.500	4.060	5.825
ET8CG	13.500	4.685	5.825
ET9CG	15.937	5.450	7.060
ET10CG	15.937	5.450	7.060



CAT#	A	B	C
ELR1CG/ELL1CG	4.295	1.370	2.030
ELR2CG/ELL2CG	5.090	1.625	2.330
ELR3CG/ELL3CG	5.915	1.900	2.650
ELR4CG/ELL4CG	7.894	2.770	3.385
ELR5CG/ELL5CG	7.894	2.770	3.385
ELR6CG/ELL6CG	10.134	3.335	3.810
ELR7CG/ELL7CG	12.500	5.437	4.450
ELR8CG/ELL8CG	12.500	5.657	4.450
ELR9CG/ELL9CG	15.500	6.922	5.500
ELR10CG/ELL10CG	15.500	6.922	5.500



CAT#	A	B	C
EC1CG	4.720	1.370	1.330
EC2CG	5.570	1.625	1.540
EC3CG	6.460	1.900	1.740
EC4CG	8.528	2.770	2.490
EC5CG	8.528	2.770	2.490
EC6CG	10.831	3.335	3.100
EC7CG	13.000	4.063	5.709
EC8CG	12.500	4.682	5.506
EC9CG	15.500	5.452	6.171
EC10CG	15.500	5.452	6.171

COPPER FREE ALUMINUM

TOPAZ CAT #	UPC#	SIZE	UNIT CTN	SHIP CASE	WT/ CASE
EMT LB TYPE					
ELB1CG	20471	1/2"	10	100	32
ELB2CG	20481	3/4"	10	50	23
ELB3CG	20491	1"	5	25	19
ELB4CG	20501	1 1/4"	2	10	14
ELB5CG	20511	1 1/2"	2	10	15
ELB6CG	20521	2"	1	5	14
ELB7CG	20531	2 1/2"	—	1	7
ELB8CG	20541	3"	—	1	7
ELB9CG	20551	3 1/2"	—	1	10
ELB10CG	20561	4"	—	1	10

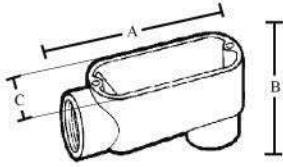
ET1CG	ET2CG	ET3CG	ET4CG	ET5CG	ET6CG	ET7CG	ET8CG	ET9CG	ET10CG
20691	20701	20711	20721	20731	20745	20744	20747	20748	20749
1/2"	3/4"	1"	1 1/4"	1 1/2"	2"	2 1/2"	3"	3 1/2"	4"
5	10	5	2	2	—	—	—	—	—
50	50	25	10	10	2	1	1	1	1
38	30	20	19	21	5	8	8	11	11

ELR1CG	ELR2CG	ELR3CG	ELR4CG	ELR5CG	ELR6CG	ELR7CG	ELR8CG	ELR9CG	ELR10CG
20631	20641	20651	20661	20671	20685	20686	20687	20688	20689
1/2"	3/4"	1"	1 1/4"	1 1/2"	2"	2 1/2"	3"	3 1/2"	4"
10	5	5	2	2	1	—	—	—	—
100	10	25	10	10	5	1	1	1	1
36	28	17	15	18	14	7	7	10	10

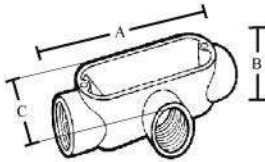
ELL1CG	ELL2CG	ELL3CG	ELL4CG	ELL5CG	ELL6CG	ELL7CG	ELL8CG	ELL9CG	ELL10CG
20571	20581	20591	20601	20611	20625	20626	20627	20628	20629
1/2"	3/4"	1"	1 1/4"	1 1/2"	2"	2 1/2"	3"	3 1/2"	4"
10	5	5	2	2	1	—	—	—	—
100	50	25	10	10	5	1	1	1	1
30	23	18	14	16	14	6	6	8	8

EC1CG	EC2CG	EC3CG	EC4CG	EC5CG	EC6CG	EC7CG	EC8CG	EC9CG	EC10CG
20411	20421	20431	20441	20451	20465	20466	20467	20468	20469
1/2"	3/4"	1"	1 1/4"	1 1/2"	2"	2 1/2"	3"	3 1/2"	4"
10	5	5	5	5	1	—	—	—	—
100	50	25	25	10	5	1	1	1	1
24	21	25	15	17	13	6	6	8	8

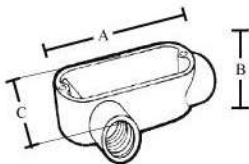




CAT#	A	B	C
LB1	4.295	2.150	1.330
LB2	5.090	2.430	1.540
LB3	5.915	2.765	1.740
LB4	7.894	3.665	2.490
LB5	7.894	3.665	2.490
LB6	10.134	4.275	3.100
LB7	12.500	5.437	4.450
LB8	12.500	5.675	4.450
LB9	15.500	6.922	5.500
LB10	15.500	6.922	5.500



CAT#	A	B	C
T1	4.720	1.370	2.030
T2	5.570	1.625	2.335
T3	6.460	1.900	2.705
T4	8.528	2.770	3.630
T5	8.528	2.770	3.630
T6	10.831	3.335	3.980
T7	13.500	4.060	5.825
T8	13.000	4.685	5.825
T9	15.937	5.450	7.060
T10	15.937	5.450	7.060



CAT#	A	B	C
LR1	4.295	1.370	2.030
LR2	5.090	1.625	2.330
LR3	5.915	1.900	2.650
LR4	7.894	2.770	3.385
LR5	7.894	2.770	3.385
LR6	10.134	3.335	3.810
LR7	13.000	4.063	5.709
LR8	12.750	4.682	5.506
LR9	15.500	5.452	6.171
LR10	15.500	5.452	6.171

CONDUIT BODIES

RIGID THREADED TYPE

COPPER FREE ALUMINUM

TOPAZ CAT #	UPC#	SIZE	UNIT CTN	SHIP CASE	WT/ CASE
RIGID LB TYPE					
LB1	20840	1/2"	10	100	28
LB2	20850	3/4"	10	50	19
LB3	20860	1"	5	25	18
LB4	20870	1 1/4"	2	10	13
LB5	20880	1 1/2"	2	10	14
LB6	20890	2"	1	5	13
LB7	20900	2 1/2"	-	1	6
LB8	20910	3"	-	1	6
LB9	20920	3 1/2"	-	1	8
LB10	20930	4"	-	1	8



RIGID T TYPE

T1	T2	T3	T4	T5	T6	T7	T8	T9	T10
21730	21740	21750	21760	21770	21780	21790	21800	21810	21820
1/2"	3/4"	1"	1 1/4"	1 1/2"	2"	2 1/2"	3"	3 1/2"	4"
10	10	5	2	2	-	-	-	-	-
100	50	25	10	10	2	1	1	1	1
32	26	18	17	19	5	7	7	9	9

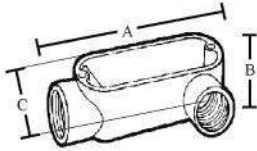
RIGID LR TYPE

LR1	LR2	LR3	LR4	LR5	LR6	LR7	LR8	LR9	LR10
21240	21250	21260	21270	21280	21290	21300	21310	21320	21330
1/2"	3/4"	1"	1 1/4"	1 1/2"	2"	2 1/2"	3"	3 1/2"	4"
10	10	5	2	2	1	-	-	-	-
100	50	25	10	10	5	1	1	1	1
29	24	19	14	17	14	6	6	8	8

ARDY

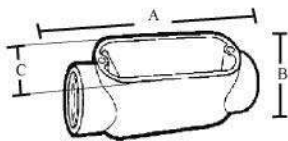
CONDUIT BODIES RIGID THREADED TYPE

COPPER FREE ALUMINUM



CAT#	A	B	C
LL1	4.295	1.370	2.030
LL2	5.090	1.625	2.330
LL3	5.915	1.900	2.650
LL4	7.894	2.770	3.385
LL5	7.894	2.770	3.385
LL6	10.134	3.335	3.810
LL7	13.000	4.063	5.709
LL8	12.750	4.682	5.506
LL9	15.500	5.452	6.171
LL10	15.500	5.452	6.171

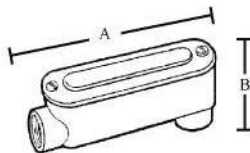
TOPAZ CAT #	UPC#	SIZE	UNIT CTN	SHIP CASE	WT/ CASE
RIGID LL TYPE					
LL1	21040	1/2"	10	100	28
LL2	21050	3/4"	10	50	23
LL3	21060	1"	5	25	18
LL4	21070	1 1/4"	2	10	14
LL5	21080	1 1/2"	2	10	16
LL6	21090	2"	1	5	14
LL7	21100	2 1/2"	-	1	6
LL8	21110	3"	-	1	6
LL9	21120	3 1/2"	-	1	8
LL10	21130	4"	-	1	8



CAT#	A	B	C
C1	4.720	1.370	1.330
C2	5.570	1.625	1.540
C3	6.460	1.900	1.740
C4	8.528	2.770	2.490
C5	8.528	2.770	2.490
C6	10.831	3.335	3.100
C7	13.500	4.060	4.450
C8	13.000	4.685	4.450
C9	15.937	5.450	5.500
C10	15.937	5.450	5.500

RIGID C TYPE

CAT #	UPC#	SIZE	UNIT CTN	SHIP CASE	WT/ CASE
C1	19900	1/2"	10	100	24
C2	19910	3/4"	10	50	21
C3	19920	1"	5	25	15
C4	19930	1 1/4"	2	10	15
C5	19940	1 1/2"	2	10	17
C6	19950	2"	1	5	13
C7	19960	2 1/2"	-	1	6
C8	19970	3"	-	1	6
C9	19980	3 1/2"	-	1	8
C10	19990	4"	-	1	8



CAT#	A	B
MLBCG4	10.19	4.06
MLBCG4	15.54	4.88
MLBCG4	15.54	4.88

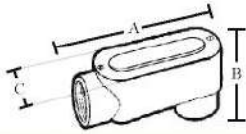
MOGUL CONDUIT BODIES WITH COVERS & GASKETS RIGID LB TYPE

COPPER FREE ALUMINUM

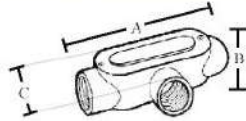
TOPAZ CAT #	UPC#	SIZE	UNIT CTN	SHIP CASE	WT/ CASE
MLBCG4	32110	1 1/4"	-	5	8
MLBCG5	32120	1 1/2"	-	2	10
MLBCG6	32130	2"	-	2	9



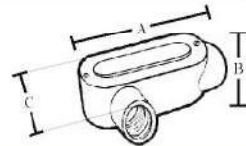
CONDUIT BODIES



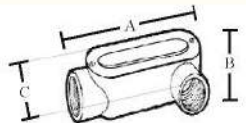
CAT#	A	B	C
LB1CG	4.295	2.150	1.330
LB2CG	5.090	2.430	1.540
LB3CG	5.915	2.765	1.740
LB4CG	7.894	3.665	2.490
LB5CG	7.894	3.665	2.490
LB6CG	10.134	4.275	3.100
LB7CG	12.500	5.437	4.450
LB8CG	12.500	5.675	4.450
LB9CG	15.500	6.922	5.500
LB10CG	15.500	6.922	5.500



CAT#	A	B	C
T1CG	4.720	1.370	1.330
T2CG	5.570	1.625	1.540
T3CG	6.460	1.900	1.740
T4CG	8.528	2.770	2.490
T5CG	8.528	2.770	2.490
T6CG	10.331	3.335	3.100
T7CG	13.500	4.060	5.825
T8CG	13.000	4.685	5.825
T9CG	15.937	5.450	7.060
T10CG	15.937	5.450	7.060



CAT#	A	B	C
LR1CG	4.295	1.370	2.030
LR2CG	5.090	1.625	2.330
LR3CG	5.915	1.900	2.650
LR4CG	7.894	2.770	3.385
LR5CG	7.894	2.770	3.385
LR6CG	10.134	3.335	3.810
LR7CG	13.000	4.063	5.709
LR8CG	12.750	4.682	5.506
LR9CG	15.500	5.452	6.171
LR10CG	15.500	5.452	6.171



CAT#	A	B	C
LL1CG	4.295	1.370	2.030
LL2CG	5.090	1.625	2.330
LL3CG	5.915	1.900	2.650
LL4CG	7.894	2.770	3.385
LL5CG	7.894	2.770	3.385
LL6CG	10.134	3.335	3.810
LL7CG	13.000	4.063	5.709
LL8CG	12.750	4.682	5.506
LL9CG	15.500	5.452	6.171
LL10CG	15.500	5.452	6.171

CONDUIT BODIES WITH COVERS & GASKETS

RIGID THREADED TYPE

COPPER FREE ALUMINUM

TOPAZ CAT #	UPC#	SIZE	UNIT CTN	SHIP CASE	WT/ CASE
RIGID LB TYPE					
LB1CG	20841	1/2"	10	100	34
LB2CG	20851	3/4"	10	50	23
LB3CG	20861	1"	5	25	19
LB4CG	20871	1 1/4"	2	10	14
LB5CG	20881	1 1/2"	2	10	15
LB6CG	20891	2"	1	5	14
LB7CG	20901	2 1/2"	-	1	7
LB8CG	20911	3"	-	1	7
LB9CG	20921	3 1/2"	-	1	10
LB10CG	20931	4"	-	1	10

RIGID T TYPE

T1CG	21731	1/2"	10	100	38
T2CG	21741	3/4"	10	50	30
T3CG	21751	1"	5	25	20
T4CG	21761	1 1/4"	2	10	19
T5CG	21771	1 1/2"	2	10	21
T6CG	21781	2"	-	2	5
T7CG	21791	2 1/2"	-	1	8
T8CG	21801	3"	-	1	8
T9CG	21811	3 1/2"	-	1	11
T10CG	21821	4"	-	1	11

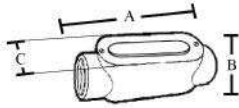
RIGID LR TYPE

LR1CG	21241	1/2"	10	100	36
LR2CG	21251	3/4"	10	50	28
LR3CG	21261	1"	5	25	17
LR4CG	21271	1 1/4"	2	10	15
LR5CG	21281	1 1/2"	2	10	18
LR6CG	21291	2"	1	5	14
LR7CG	21301	2 1/2"	-	1	7
LR8CG	21311	3"	-	1	7
LR9CG	21321	3 1/2"	-	1	10
LR10CG	21331	4"	-	1	10

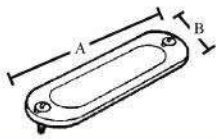
RIGID LL TYPE

LL1CG	21041	1/2"	10	100	36
LL2CG	21051	3/4"	10	50	23
LL3CG	21061	1"	5	25	19
LL4CG	21071	1 1/4"	2	10	15
LL5CG	21081	1 1/2"	2	10	16
LL6CG	21091	2"	1	5	14
LL7CG	21101	2 1/2"	-	1	7
LL8CG	21111	3"	-	1	7
LL9CG	21121	3 1/2"	-	1	10
LL10CG	21131	4"	-	1	10



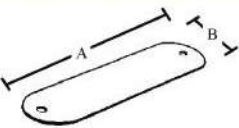


CAT#	A	B	C
C1CG	4.720	1.370	1.330
C2CG	5.570	1.625	1.540
C3CG	6.460	1.900	1.740
C4CG	8.528	2.770	2.490
C5CG	8.528	2.770	2.490
C6CG	10.831	3.335	3.100
C7CG	13.500	4.060	4.450
C8CG	13.000	4.685	4.450
C9CG	15.937	5.450	5.500
C10CG	15.937	5.450	5.500

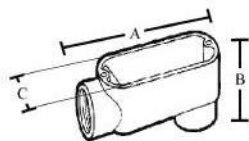


CAT#	A	B	SCREW SIZE
571	3.875	1.310	8/32 X 3/8
572	4.625	1.520	8/32 X 3/8
573	5.315	1.710	8/32 X 3/8
574	7.240	2.510	12/24 X 3/8
576	9.484	3.110	12/24 X 3/8
577	12.187	4.440	5/16 X 3/8
579	14.937	5.500	5/16 X 3/8

571S	3.875	1.310	8/32 X 3/8
572S	4.625	1.520	8/32 X 3/8
573S	5.315	1.710	8/32 X 3/8
574S	7.240	2.510	12/24 X 3/8
576S	9.484	3.110	12/24 X 3/8
577S	12.187	4.440	5/16 X 3/8
579S	14.937	5.500	5/16 X 3/8



CAT#	A	B
581	3.935	1.360
582	4.600	1.550
583	5.370	1.760
584	7.250	2.500
586	9.500	3.070
587	12.125	4.355
589	14.812	5.400



CAT#	A	B	C
LB1M	4.56	2.06	1.31
LB2M	5.31	2.37	1.48
LB3M	6.25	2.63	1.75
LB4M	8.22	3.50	2.40
LB5M	8.22	3.75	2.40
LB6M	10.48	4.31	3.05
LB7M	13.75	4.45	4.38
LB8M	13.75	4.45	4.38
LB9M	16.75	5.80	5.63
LB10M	16.75	5.80	5.63

CONDUIT BODIES WITH COVERS & GASKETS

RIGID THREADED TYPE

COPPER FREE ALUMINUM

TOPAZ CAT #	UPC#	SIZE	UNIT CTN	SHIP CASE	WT/ CASE
RIGID C TYPE					
C1CG	19901	1/2"	10	100	30
C2CG	19911	3/4"	10	50	25
C3CG	19921	1"	5	25	18
C4CG	19931	1 1/4"	2	10	17
C5CG	19941	1 1/2"	2	10	19
C6CG	19951	2"	1	5	14
C7CG	19961	2 1/2"	-	1	7
C8CG	19971	3"	-	1	7
C9CG	19981	3 1/2"	-	1	10
C10CG	19991	4"	-	1	10

CONDUIT BODY COVERS WITH SCREWS

ALUMINUM

TOPAZ CAT #	UPC#	SIZE	UNIT CTN	SHIP CASE	WT/ CASE
571	15450	1/2"	25	250	15
572	15460	3/4"	25	250	20
573	15470	1"	10	100	9
574	15480	1 1/4"-1 1/2"	-	25	4
576	15490	2"	-	25	7
577	15500	2 1/2"-3"	-	10	8
579	15510	3 1/2"-4"	-	5	7

STEEL

571S	15520	1/2"	25	250	15
572S	15530	3/4"	25	250	20
573S	15540	1"	10	100	8
574S	15550	1 1/4"-1 1/2"	-	25	4
576S	15560	2"	-	25	7
577S	15570	2 1/2"-3"	-	10	7
579S	15580	3 1/2"-4"	-	5	9

CONDUIT BODY GASKETS

NEOPRENE

TOPAZ CAT #	UPC#	SIZE	UNIT CTN	SHIP CASE	WT/ CASE
581	15710	1/2"	50	500	1
582	15720	3/4"	50	500	1
583	15730	1"	25	500	2
584	15740	1 1/4"-1 1/2"	25	500	2
586	15750	2"	25	250	2
587	15760	2 1/2"-3"	10	100	2
589	15770	3 1/2"-4"	5	50	2

All Covers and Gaskets fit LB, LL, LR, C and T's, Aluminum and Malleable, Set Screw and Rigid Bodies

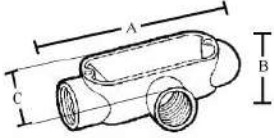
CONDUIT BODIES

RIGID THREADED TYPE

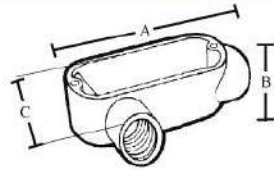
MALLEABLE IRON

TOPAZ CAT #	UPC#	SIZE	UNIT CTN	SHIP CASE	WT/ CASE
RIGID LB TYPE					
LB1M	20940	1/2"	-	10	7
LB2M	20950	3/4"	-	10	9
LB3M	20960	1"	-	5	6
LB4M	20970	1 1/4"	-	10	23
LB5M	20980	1 1/2"	-	10	26
LB6M	20990	2"	-	5	26
LB7M	21000	2 1/2"	-	1	10
LB8M	21010	3"	-	1	13
LB9M	21020	3 1/2"	-	1	22
LB10M	21030	4"	-	1	24

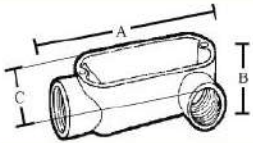




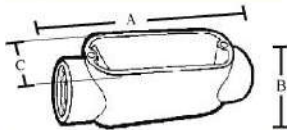
CAT#	A	B	C
T1M	5.35	1.31	2.02
T2M	6.00	1.62	2.22
T3M	7.06	1.88	2.56
T4M	7.25	2.50	3.50
T5M	9.25	2.67	3.50
T6M	11.50	3.29	4.25
T7M	15.00	3.9375	5.718
T8M	15.125	4.75	5.875
T9M	18.125	5.2031	6.812
T10M	18.125	5.5625	7.203



CAT#	A	B	C
LR1M	4.56	1.31	2.06
LR2M	5.31	1.62	2.23
LR3M	6.25	1.88	2.50
LR4M	8.22	2.50	3.40
LR5M	8.22	2.67	3.48
LR6M	10.48	3.29	4.07
LR7M	13.75	4.45	4.38
LR8M	13.75	4.45	4.38
LR9M	16.75	5.80	5.63
LR10M	16.75	5.80	5.63



CAT#	A	B	C
LL1M	4.56	1.31	2.06
LL2M	5.31	1.62	2.23
LL3M	6.25	1.88	2.50
LL4M	8.22	2.50	3.40
LL5M	8.22	2.67	3.48
LL6M	10.48	3.29	4.07
LL7M	13.6094	3.9063	5.718
LL8M	13.875	4.75	5.875
LL9M	16.50	6.8125	7.125
LL10M	16.50	7.1875	7.125



CAT#	A	B	C
C1M	5.35	1.31	1.31
C2M	6.00	1.62	1.48
C3M	7.06	1.88	1.75
C4M	9.25	2.50	2.40
C5M	9.25	2.67	2.40
C6M	11.50	3.29	3.05
C7M	15.00	3.9063	4.312
C8M	15.125	4.75	4.312
C9M	18.125	5.1875	4.875
C10M	18.125	5.5625	4.875

CONDUIT BODIES RIGID THREADED TYPE

			MALLEABLE IRON		
TOPAZ CAT #	UPC#	SIZE	UNIT CTN	SHIP CASE	WT/ CASE
RIGID T TYPE					
T1M	21830	1/2"	—	10	7
T2M	21840	3/4"	—	5	10
T3M	21850	1"	—	10	16
T4M	21860	1 1/4"	—	10	28
T5M	21870	1 1/2"	—	10	29
T6M	21880	2"	—	2	12
T7M	21890	2 1/2"	—	1	12
T8M	21900	3"	—	1	15
T9M	21910	3 1/2"	—	1	27
T10M	21920	4"	—	1	28



RIGID LR TYPE

LR1M	21340	1/2"	—	10	7
LR2M	21350	3/4"	—	10	9
LR3M	21360	1"	—	5	6
LR4M	21370	1 1/4"	—	10	23
LR5M	21380	1 1/2"	—	10	26
LR6M	21390	2"	—	5	26
LR7M	21400	2 1/2"	—	1	10
LR8M	21410	3"	—	1	13
LR9M	21420	3 1/2"	—	1	22
LR10M	21430	4"	—	1	24



RIGID LL TYPE

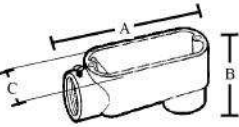
LL1M	21140	1/2"	—	10	7
LL2M	21150	3/4"	—	10	9
LL3M	21160	1"	—	5	6
LL4M	21170	1 1/4"	—	10	23
LL5M	21180	1 1/2"	—	10	26
LL6M	21190	2"	—	5	26
LL7M	21200	2 1/2"	—	1	10
LL8M	21210	3"	—	1	13
LL9M	21220	3 1/2"	—	1	22
LL10M	21230	4"	—	1	24



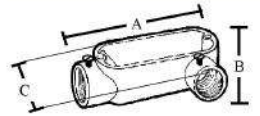
RIGID C TYPE

C1M	20000	1/2"	—	10	7
C2M	20010	3/4"	5	25	23
C3M	20020	1"	—	5	6
C4M	20030	1 1/4"	—	10	23
C5M	20040	1 1/2"	—	10	26
C6M	20050	2"	—	5	26
C7M	20051	2 1/2"	—	5	10
C8M	20052	3"	—	1	12
C9M	20053	3 1/2"	—	1	21
C10M	20054	4"	—	1	23

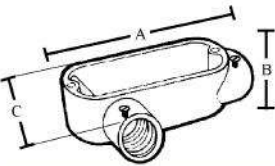




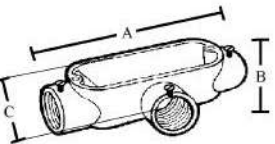
CAT#	A	B	C
LB1SS	4.56	2.06	1.31
LB2SS	5.31	2.37	1.48
LB3SS	6.25	2.63	1.75
LB4SS	8.22	3.50	2.40
LB5SS	8.22	3.75	2.40



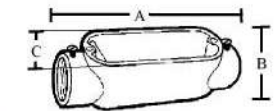
CAT#	A	B	C
LL1SS	4.56	1.31	2.06
LL2SS	5.31	1.62	2.23
LL3SS	6.25	1.88	2.50
LL4SS	8.22	2.50	3.40
LL5SS	8.22	2.67	3.48
LL6SS	10.48	3.29	4.07



CAT#	A	B	C
LR1SS	4.56	1.31	2.06
LR2SS	5.31	1.62	2.23
LR3SS	6.25	1.88	2.50
LR4SS	8.22	2.50	3.40
LR5SS	8.22	2.67	3.48
LR6SS	10.48	3.29	4.07



CAT#	A	B	C
T1SS	5.35	1.31	2.02
T2SS	6.00	1.62	2.22
T3SS	7.06	1.88	2.56
T4SS	7.25	2.50	3.50
T5SS	9.25	2.67	3.50
T6SS	11.50	3.29	4.25



CAT#	A	B	C
C1SS	5.35	1.31	1.31
C2SS	6.00	1.62	1.48
C3CS	7.06	1.88	1.75
C4SS	9.25	2.50	2.40
C5SS	9.25	2.67	2.40
C6SS	11.50	3.29	3.05

CONDUIT BODIES EMT AND RIGID COMBINATION

ALUMINUM					
TOPAZ CAT #	UPC#	SIZE	UNIT CTN	SHIP CASE	WT/ CASE
EMT & RIGID LB TYPE					
LB1SS	20842	1/2"	10	100	28
LB2SS	20852	3/4"	10	50	19
LB3SS	20862	1"	5	25	18
LB4SS	20872	1 1/4"	2	10	13
LB5SS	20882	1 1/2"	2	10	14
LB6SS	20892	2"	-	5	13

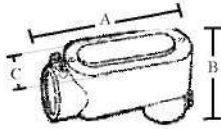
EMT & RIGID LL TYPE					
LL1SS	21042	1/2"	10	100	28
LL2SS	21052	3/4"	10	50	23
LL3SS	21062	1"	5	25	18
LL4SS	21072	1 1/4"	2	10	14
LL5SS	21082	1 1/2"	2	10	16
LL6SS	21092	2"	-	5	14

EMT & RIGID LR TYPE					
LR1SS	21242	1/2"	10	100	29
LR2SS	21252	3/4"	10	50	24
LR3SS	21262	1"	5	25	19
LR4SS	21272	1 1/4"	2	10	14
LR5SS	21282	1 1/2"	2	10	17
LR6SS	21292	2"	-	5	4

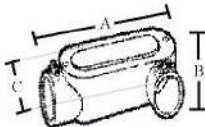
EMT & RIGID T TYPE					
T1SS	21732	1/2"	10	100	32
T2SS	21742	3/4"	10	50	26
T3SS	21752	1"	5	25	18
T4SS	21762	1 1/4"	2	10	17
T5SS	21772	1 1/2"	2	10	19
T6SS	21782	2"	-	5	5

EMT & RIGID C TYPE					
C1SS	19902	1/2"	10	100	24
C2SS	19912	3/4"	10	50	21
C3SS	19922	1"	5	25	15
C4SS	19932	1 1/4"	2	10	15
C5SS	19942	1 1/2"	2	10	17
C6SS	19952	2"	-	5	13

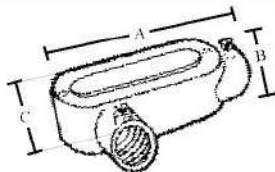




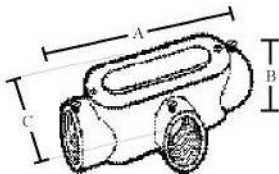
CAT#	A	B	C
LB1SSCG	4.56	2.06	1.31
LB2SSCG	5.31	2.37	1.48
LB3SSCG	6.25	2.63	1.75
LB4SSCG	8.22	3.50	2.40
LB5SSCG	8.22	3.75	2.40



CAT#	A	B	C
LL1SSCG	4.56	1.31	2.06
LL2SSCG	5.31	1.62	2.23
LL3SSCG	6.25	1.88	2.50
LL4SSCG	8.22	2.50	3.40
LL5SSCG	8.22	2.67	3.48
LL6SSCG	10.48	3.29	4.07



CAT#	A	B	C
LR1SSCG	4.56	1.31	2.06
LR2SSCG	5.31	1.62	2.23
LR3SSCG	6.25	1.88	2.50
LR4SSCG	8.22	2.50	3.40
LR5SSCG	8.22	2.67	3.48
LR6SSCG	10.48	3.29	4.07



CAT#	A	B	C
T1SSCG	5.35	1.31	2.02
T2SSCG	6.00	1.62	2.22
T3SSCG	7.06	1.88	2.56
T4SSCG	7.25	2.50	3.50
T5SSCG	9.25	2.67	3.50
T6SSCG	11.50	3.29	4.25



CAT#	A	B	C
C1SSCG	5.35	1.31	1.31
C2SSCG	6.00	1.62	1.48
C3SSCG	7.06	1.88	1.75
C4SSCG	9.25	2.50	2.40
C5SSCG	9.25	2.67	2.40
C6SSCG	11.50	3.29	3.05

CONDUIT BODIES WITH COVERS & GASKETS

EMT AND RIGID COMBINATION

ALUMINUM

TOPAZ CAT #	UPC#	SIZE	UNIT CTN	SHIP CASE	WT/ CASE
EMT & RIGID LB TYPE					
LB1SSCG	83768	1/2"	10	100	34
LB2SSCG	83769	3/4"	10	50	23
LB3SSCG	83770	1"	5	25	19
LB4SSCG	83771	1 1/4"	2	10	14
LB5SSCG	83772	1 1/2"	2	10	15
LB6SSCG	83773	2"	-	5	14

EMT & RIGID LL TYPE					
LL1SSCG	83774	1/2"	10	100	36
LL2SSCG	83775	3/4"	10	50	23
LL3SSCG	83776	1"	5	25	19
LL4SSCG	83777	1 1/4"	2	10	15
LL5SSCG	83778	1 1/2"	2	10	16
LL6SSCG	83779	2"	-	5	14

EMT & RIGID LR TYPE					
LR1SSCG	83780	1/2"	10	100	36
LR2SSCG	83781	3/4"	10	50	28
LR3SSCG	83782	1"	5	25	17
LR4SSCG	83783	1 1/4"	2	10	15
LR5SSCG	83784	1 1/2"	2	10	18
LR6SSCG	83785	2"	-	5	14

EMT & RIGID T TYPE					
T1SSCG	83792	1/2"	10	100	38
T2SSCG	83793	3/4"	10	50	30
T3SSCG	83794	1"	5	25	20
T4SSCG	83795	1 1/4"	2	10	19
T5SSCG	83796	1 1/2"	2	10	21
T6SSCG	83797	2"	-	5	5

EMT & RIGID C TYPE					
C1SSCG	83786	1/2"	10	100	30
C2SSCG	83787	3/4"	10	50	25
C3SSCG	83788	1"	5	25	18
C4SSCG	83789	1 1/4"	2	10	17
C5SSCG	83790	1 1/2"	2	10	19
C6SSCG	83791	2"	-	5	14

